

## Research Paper

# "Third Place", A Place for Leisure Time and its Relationship with Different Social Setting in Tabriz, Iran

A. Samadi Ahari<sup>1</sup>, D. Sattarzadeh<sup>2,\*</sup>

<sup>1</sup>MSc, School of Art & Architecture, Tabriz Branch, Islamic Azad University, Tabriz, Iran

<sup>2</sup>Assistant Professor, School of Art & Architecture, Tabriz Branch, Islamic Azad University, Tabriz, Iran

Received: 5 September 2016, Revised: 5 August 2017, Accepted: 15 August 2017, Available online: 30 December 2017

---

### Abstract

To date, researchers from various disciplines have studied leisure time; most have focused on quality of leisure activity, psychological benefits of leisure, spiritual effect, thereby neglecting the effect of social classes on features and quality of the selected place. Third place is defined as a location outside of home or work that allows for social interaction and emotional support, regardless of levels and social classes, ethnic and racial differences. While it seems that the presence of such places in our society has a significant relationship with social classes; in the sense that different levels of social classes are more apt to form distinct number and types of third places. The current research tries to investigate the relationship between different social setting and people identification of third place, for spending leisure time. People attach identifications or meanings to these third places based on the type of needs met for the individual by these places.

**Keywords:** Leisure time, Third place, Social class, Tabriz city.

---

## 1. INTRODUCTION

Study about leisure time and its experience circumstance has been the subject of many types of research in the past decades. In this regard, researchers were looking for discovering the impact of "Third Places" on people day-to-day interactions and their quality of life. Changes in the experience and use of time among the most people are the prevalent trend in today's life. One is the continuous and significant reduction of working hours and the increase of leisure time [1]. Leisure is a series of tasks that after the release of the family and social requirements of the job, the person with full satisfaction spends it to relax, for fun, to develop a non-profit training or voluntary social contributions. Simply put, leisure is an activity due to whose fulfilling nature; it is chosen in relative freedom [2]. Public space is a mix of the physical milieu with various activities whose purpose is to show the social life visible for all [3]. Urban centers around the world offer opportunities for leisure activities to people. They are a type of civic places that allow people to socialize and interact with each other in the public. As a matter of fact, urban spaces are places belonging to the public, are not limited to corporal and physical aspects, and gain significance in the presence of man and his activities. The function of such places in the

cities of Iran-which are remarkably different from those of Western countries in terms of social factors and current of life - depends on several factors of which the social classes is the most important. With a brief glance at different areas of the city, it can be said that extreme inequalities and disparities between social classes (economic, social and cultural inequalities) in different districts have a significant influence on the quality of life and the places defined for the people to spend their leisure times in.

Several authors have argued that the neighborhood infrastructure of a district has a major impact on residents 'quality of life [4-8]. This paper is focused on exploring the role of social classes in architectural quality of the place, such as shops, cafe's, community centers and etc., which have been described as being "third places" after the home (first) and workplace (second). These places are important and valued venues for interaction. We investigate characteristics of place during leisure time by making use of multiple research about intercultural differences. The research relates to the level of socio-economic development, religious-cultural difference and the concept of leisure time. The article draws on data gleaned through questionnaires. Our empirical analyses are based on survey data from the SPSS software; the data set includes three neighbourhoods.

## 2. CONCEPTS, THEORIES, AND THEORETICAL FRAMEWORK

---

\* Corresponding author: Sattarzadeh@iaut.ac.ir  
Tell: +989143162180; Fax: +980413334113

## 2.1. Third places as centers of community

Third places or urban public places are very suitable places for the citizens participation. Thus, through interaction with each other in public places, the citizens develop their mental abilities and creativities and display them to the public. Oldenburg (1999) coined the term third places to denote “public places that host the regular, voluntary, informal, and happily anticipated gatherings of individuals beyond the realms of home and work” [9]. Third places are usually locally owned, independent, small-scale establishments that are operated by people who seem to know everyone in the neighborhood. In addition, third places are usually patronized by a group of regular customers who often transform them into their second homes [10]. Third places are as important as either of those for defining who we are and what we do. We allow our third places to define us today.

According to Ganguly & Bhattacharya [11], Oldenburg suggests the following hallmarks of a true Third place:

- Free or inexpensive
- Food and drink, while not essential, are important
- Highly accessible: Proximate for many (walking distance)
- Involve regulars-those who habitually congregate there
- Welcoming and comfortable
- Both new friends and old should be found there.

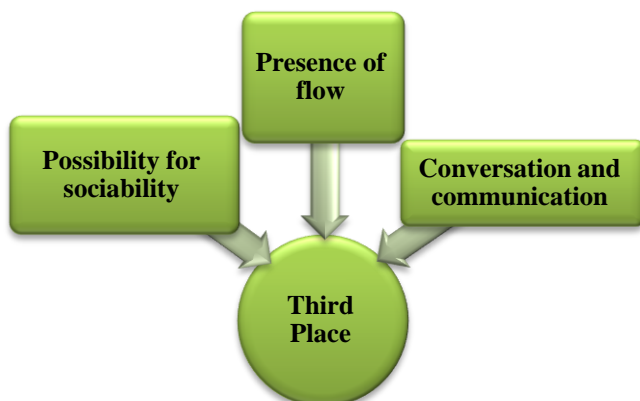


Fig. 1 Conceptual model-third place (Based on [12])

For an individual, the third places offer stress relief from the everyday demands of both home and work. It provides the feeling of inclusiveness and belonging associated with participating in a group's social activities [7]. Leisure researchers have recently taken interest in examining claims that a third place offers individuals things (i.e. perspective, novelty) that home and work life simply cannot and found that third places foster social connections and novel entertainment [7,13-17].

The topic of leisure, and management and building facilities for spending leisure time is crucial to providing the best recreational contexts in order to nurture healthy and productive individuals. There is a strong need to develop urban public spaces in contemporary cities of Iran in accordance with their local culture. Due to the fact that definition of a Third place differs from one culture to another, in building such places, the cultural feature of Iran

should be taken into consideration. These places are for people to gather around one another and form friendly relationships. People give meaning to such places and, in return, such places give people an opportunity to express their attitudes and exchange ideas with one another [18]. Therefore, these places are more of an experience rather than being a mere product [19]. The perceived lack of any third place in a person's life may result in dissatisfaction “as a consequence of the increasing narrowness of people's spheres of involvement with others” [12].

Many theoreticians, whether directly or indirectly, have opined on the quality of urban public spaces as third places: Neutra has propounded the concept of “psycho place” as places for man's mental relaxation. Awareness about such places helps man to find out about the effect of the city on the formation of his character [20]. This perspective on place is supported by Zucker's (1970) concept of “psycho top”; By this concept he refers to social ties, and states that these ties turn the society into a “community” in its fullest sense; not a mere “crowd” of people; Later Hall (1990) studies the element of culture in urban public spaces and emphasizes the role of street furniture on people-oriented spaces; Appleyard considers the chief aim of urban planning to be the creation of a pleasant environment; environments that can define social relations and behaviors, and maintain a harmony with the rest of the urban spaces, so that they can induce a sense of comfort [21].

Many research conceptualized third place characteristics as a leisure opportunity that provides a way to play [16, 22], an activity that offers social support to citizens [9, 13, 15, 23-24], and a way to establish social norms in the community [18, 25]. Thus, third place participation is a leisure opportunity that offers individual and communal benefits within urban settings [18, 26-29]. We appreciate the concept of third places and believe that it has and will continue to influence scholars in the different field of leisure, but we believe that Oldenburg's (1999) notion of third places requires a critical revision and reconsideration. Many researchers, including Oldenburg himself, have expressed concerns that traditional third places like libraries [30-32], bookstores [33], and coffee shops [34-35] face difficulties in fostering authentic third place environments and may be things of the past. Crick (2011) argued there are different types of third places that we must now consider. The studies support claims that third places can still thrive in contemporary society [9, 15-16, 23, 25, 27, 36-37]. For example, some have argued virtual places [13, 38-40] or spectacular, corporate establishments [41] can replace Oldenburg's original idea of great gathering places.

Hypothesis 1: There is a positive relationship between the concept of leisure and selected Third place.

## 2.2. Leisure time

### 2.2.1. Definition of Leisure time

Leisure has been defined as a quality of experience or as free time [42]. Leisure is a complex human need that is

fulfilled by the production and consumption of individually defined pleasant experiences [43]. The period between the 16th Century and the beginning of the 19th Century provided conditions which helped sports and leisure activities to emerge, but more importantly, promoted a framework that came to define and organize their practice [44]. Kelly argues that leisure “is processual with freedom as well as structure” [45]. While leisure is process rather than form, leisure experiences are characterized to a relatively high degree by all or most of the following dimensions: (1) it is relatively free, accompanied by a minimum of constraints; (2) satisfaction are primarily intrinsic; and (3) it is playful, in the sense of being self-contained, having to mean within the occurrence [45].

On the whole, there are three perspectives towards leisure:

First: Leisure is mostly considered as the time in which one is free from the requirements of life (such as working and daily activities). During this period of time, one doesn't work for money and is after internal satisfaction [46].

Second: Leisure is considered as an activity distinct from work which the person does freely in order to take a rest, entertain himself/herself, or add to his/her knowledge or skills, so as to obtain pleasure, satisfaction and general benefit for himself/herself.

Third: Leisure is considered to be an internal experience; a state of being that involves spiritual and mental freedom which is not an outcome of external factors or free time [47].

### *2.2.2. Dimension of leisure time*

Leisure time is most closely linked to people's spiritual and cultural life and it has also a very close relationship with the spiritual and cultural life of the society because one can do what he likes for leisure and so can recover and expresses the final character of himself [48]. Leisure activities are so important because they refer to as the cultural mirror of society. So how to spend leisure time is too much extent representative the cultural characteristics of a community [49]. The experience of a leisure setting as a third place does not automatically imply that this setting will facilitate a third place experience for all who come [25]. Certain spaces may be inclusive toward a specific population, while at the same time be exclusive to another population, leisure spaces are no exception [25, 50-51]. C.W. Johnson (2013) argued that leisure spaces can enforce mainstream discourses and ideals and that individuals who are marginalized because of their gender, race, sexual identity, or ability may not participate because they do not fit in. Leisure is the prime platform for addressing the fractured social nature of our communities because it provides the opportunity for citizens to choose, to be civically engaged or to participate in shared practice [52]. Hemingway (1988) argued that leisure provides the opportunity for one to better themselves and their community.

It is important to acknowledge that a number of valuable approaches have been expressed in the field of leisure time. These include: Gehl [53] argued that the selective-entertaining activity of leisure is sensitive to quality and can only take place in a high-quality, inviting environment with a favorable atmosphere; Roger Trancik argued that designing urban recreational spaces which are in harmony with the cultural and historical identity of its population, by reflecting the cultural values of various groups of citizens, the most aptly provides consistency among the cultural and corporal context, needs, expectations, and collective memories of the people. It also makes people behave more aptly; therefore, not only will they choose such places to spend their leisure time in, but they'll also interact with the environment more easily, act more freely, and turn ordinary interactions to memorable events. This will help them to experience the pleasure which is essential to leisure times. Thus, experiencing such pleasurable feelings leads to a sense of belonging to this pleasant environment; Becker [54], it has been recognized widely that time may play an important role in consumer demand. One of the areas where this may be most significant empirically is in the valuation of natural resource amenities through their associated recreation demands.

Leisure time has been explored in a range of different (and sometimes overlapping) contexts including: Stress and boredom within the leisure time [1, 55-56]; Social interactions in leisure time [25, 57]; Individual and communal benefits [22, 37]; Leisure time and social class [58-59]. Also, leisure settings, such as clubs, cafe's, and support groups involving workshops and social activities, have been examined as third places in the leisure literature [15-16, 28, 60].

Based on studies, due to the inadequacy and poor quality of leisure spaces, it is considered to be essential to build leisure spaces with high quality in the cities of Iran as the container for selective, social activities of leisure. In doing so, the local cultural features need to be given a high consideration. As a result, local residents will choose these facilities more frequently for their leisure activities. Moreover, if these spaces and facilities are constructed according to global standards, they can function as a tourist attraction.

It is worth noting that, experts emphasize the role of public spaces in creating social interactions and believe that more than any other factor, the presence of other people in space attracts people to it [49]. Therefore, the most basic step in designing spaces with a third-place approach is to develop an awareness of the content, namely the people, their recreational activities and behaviors, and the conceptual meanings in the minds of them.

Defensive architecture is a design method used to prevent the presence of specific populations in public spaces [61]. Of course, more important than activities and meanings is the consistency between the external form of the phenomenon, its content and the physical appearance of the activities and the social and cultural conceptions of leisure; so that the recreational spirit of the space can be discernable through visual observation.

Hypothesis 2: There is a positive relationship between people's spiritual and cultural life (social class) and the place they spend their leisure time in.

2.3. Definition of social classes

Piff et al. [62] define the social class as "an individual's rank vis-a-vis others in society in terms of wealth, occupational prestige, and education" and characterize upper-class individuals as having "abundant resources and elevated societal rank". It is defined in different ways by functionalists, Marxists, and Weberians,

but they nearly all agree that occupation is the best single indicator of a person's or household's class position and that classes are most basically aggregates of actors who occupy similar positions in their society's systems of economic production and distribution [63]. People are influenced by the norms and beliefs of their cultures and society. This influence can take a more personal and intimate level or a more general and widespread level that affects large numbers of people [64]. The research of social class has traditionally been the domain of economists, political scientists, and sociologists [65-68] Table 1.

Table 1 Different approach toward social classes (Authors)

Researcher	Approach toward social classes
Karl Marx	- Inspired by: Hegel
	- Came up with the idea of <b>base and superstructure</b> .
	- Recognizes the <b>economic</b> as the basis of class systems. (Rigby, 1998:176-178)
Max Weber	- Developed and improved Marx's view to a much larger extent.
	- Weber agreed with Marx's view that different classes exist.
	- Weber suggested that people's class positions are based not simply on whether they own the means of production or not but also based on their <b>market situation and market capacity</b> . (Giddens, 1972:40-42).
Erik Wright	- Wright modified Marx's model and added two more classes.
	- Wright developed a four-class model of social class based on Marx.
Dennis Gilbert,	- <b>Model:</b> Capitalists (owner of large businesses), the Petty bourgeoisie (small business owner), Manager, workers.
Joseph Kahl's	- Their model consists of six social classes.
	- <b>Model:</b> At the top is the capitalist class. In descending order are the upper middle class, the lower middle class, the working class, the working poor, and the underclass.

Based on studies, most experts believe that one of the main consequences of today's industrial city is the class differences between its districts and neighborhoods. We can consider physical environments as a crucial factor in man's interaction with others. Man as an organized system, dynamic and capable of learning, is an ability to modify his behavior in the face of environmental changes.

Recently, psychologists have begun adding to this field by examining the psychology of social class in day-to-day interactions [68-69]. Social interactions refer to particular forms of externalities, in which the actions of a reference group affect an individual's preferences. The reference group depends on the context and is typically an individual's family, neighbors, friends or peers [70]. Some researches indicate that lower class individuals are more prone to show a number of prosocial behaviors relative to higher class individuals [62, 71-73].

In recent times, the concern with the relationship between an area's physical characteristics and social interaction has taken on a more positive hue as practitioners and academics have sought ways to make neighborhoods better places to live in by creating social spaces that maximize social interaction between residents [8]. Indeed, third places functioned as unique public spaces for social interaction [7]. The researchers were encouraged to argue that shared leisure practices can offer a wide array of social benefits [28, 52, 57, 60, 74]. For

example, recent studies have shown that participating in a local community center can develop people's sense of citizenship [75]; Spending time in public parks can help socially integrate people of different backgrounds [76], and that volunteering in urban gardening can facilitate attachment to place [77].

Hypothesis 3: There is a positive relationship between social classes and concept of third place.

Based on our three hypotheses, we developed a conceptual framework(Fig. 2.

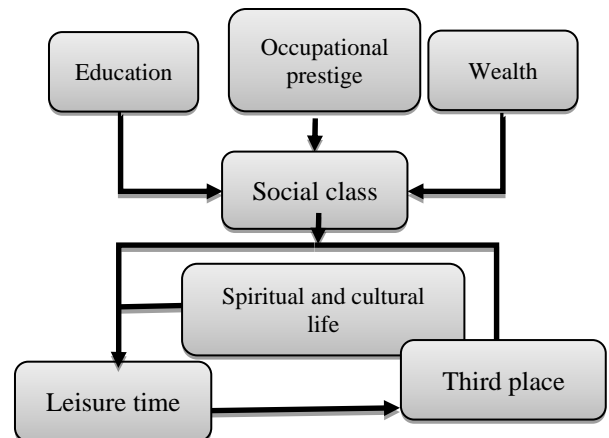


Fig. 2 Path analysis of the hypothesized model

### 3. RESEARCH PROCEDURES

The goal of this research is to find the most important factors that are effective in choosing the places for spending leisure time in different social classes. We designed the questionnaire in reference to concepts from the literature. The questionnaire was divided into two main sections. Section one asks for people’s opinions on leisure and the effect of different social classes on it. Another section contained socio-demographic (i.e., age, gender, income, educational level) and housing variables (e.g., categorical variables for living in cooperative housing, dwelling type, housing tenure, and a continuous variable for the length of residency) Table 2.

**Table 2** Variable

Variable	
<b>Dependent</b>	People’s opinions on leisure, Preferred places for leisure time, Quality of places for leisure time, Property of places for leisure time
<b>Independent</b>	Gender, Age, Education, Housing Variable, Income, Marital

In the first section of the questionnaire, four measures were collected:

- 1) Preferred places for leisure time (intra-regional or extra-regional),
- 2) Places which offer opportunities for casual conversations (an example of a type of place may be a restaurant or a park),
- 3) Important factors affecting people’s choice of a particular place; which consists of 5 items, rated on 5-point scales (from 1- "1 strongly important factor" to 5- "5 Least important factor").
- 4) Important architectural properties affecting people’s choices; Which consists of 5 items, rated on 5-point scales (from 1- "1 strongly important factor" to 5- "5 Least important factor").

All of the participants were residents of the

neighborhoods. They were approached in the street and agreed to respond to the questionnaire. The collected samples were not representative of the city's population, but care was taken to ensure that they represented a wide spectrum of age and levels of education whenever possible. The criterion for sample selection was ease of access and whether the participant agreed to give an interview.


After performing data entry and screening in the Statistical Package for the Social Sciences (SPSS), we conducted analyses using descriptive and inferential statistical methods. In the description of the data, descriptive statistic tables (frequency, percentage, mean) relating to each variable of the study is provided. In accordance with the objectives of the study, to analyze the data, Independent Sample T-Test and ANOVA test are carried out.

### 4. SELECTION OF CASE STUDY

Tabriz is a city in the northwest of Iran and the capital of East Azerbaijan province. Like other populated cities in developing world, Tabriz has experienced the phenomenon of rapid urban growth leading to the formation of informal and slum settlements in peripheral zones of the city [78] Generally, Tabriz city is divided into three clusters in terms of their population density, infrastructure, built-form patterns, and accessibility, including the availability of public transport and Fig. 3.

A field study was conducted in three neighborhoods (Magsudiyeh district, Yusef Abad district, Roshdiyeh district) in the different zone of the Tabriz city (Multi-stage sampling technique has been

applied) Fig. 3. All of them are in the different deciles and were selected to represent broad differences in the extent of diversity, connectivity and residential mobility according to relevant social indicators. Also, these neighborhoods differed in many dimensions, including the year of construction, architecture and demographic composition. The nature and quality of the neighborhood in these areas varies markedly.



**Fig. 3** Map of study area

Magsudiyeh is the oldest area of the three neighborhoods studied. This neighborhood is among the old and invaluable neighborhoods in the historical fabric

of the city. Yusef Abad is a suburban settlement of many inhabitants. Most of the people residing in this district have come from other towns and villages of the province to find

the job. This zone is the most considerable slum area in the city and is characterized by socio-economic, environmental and even political problems. Due to its history and the unique topographic condition, this zone is completely different with other slum zones of Iran and even Tabriz.

Roshdiyeh is a new residential and business area developed along the Eynali Mountain Chain. Rich economic activity opportunity and high quality of building have attracted people from other parts of the city to this district.

### 5. SAMPLE SIZE

In this research, we informed people that the study was solely for academic purposes, that their participation was voluntary, and that they could withdraw from the study at any time without penalty. Descriptive background parameters in this questionnaire are shown in the following table. From interviewees, 59.2% were woman and 40.8% man Table 3.

**Table 3** Descriptive background parameters of the questionnaire

	Gender (% female)	Age (%)					Education (%)				Housing variable (% tenant)	
		Less than 18	18-25	25-35	35-45	45-55	More than 55	No school	Primary school	High school		University
<b>Magsudiyeh</b>	56.8	6.4	24.0	13.6	15.2	13.6	27.2	0	7.2	22.4	70.4	17.6
<b>Yusef Abad</b>	53.6	4.0	20.0	26.4	20.8	10.4	18.4	2.4	33.6	41.6	22.4	46.4
<b>Roshdiyeh</b>	67.2	4.0	27.2	26.4	11.2	13.6	17.6	1.6	8.0	8.8	81.6	18.4

### 6. RESULTS

In order to answer our research questions, series of analyses were performed. The purpose of this study was to understand: correlations exist between Third place use and Social class?

The Indicator Correlation Matrix is one of the most achievements of this study in that highlighting the correlation based on different variables such as gender, marital status, and employment status of participants can lead to a suitable understanding of the distribution of variables and differences among the variable. Independent T-Test and One-Way ANOVA were employed to reach a suitable understanding of these differences.

As Table 3 shows, a large portion of the residents in three districts choose intra-regional places for spending their leisure times Table 4.

**Table 4** Place for spending leisure time

	Percent (%)		
	Magsudiyeh	Yusef Abad	Roshdiyeh
<b>Intra-regional</b>	42.0	62.0	56.0
<b>Extra-regional</b>	34.0	25.0	32.0
<b>Both of them</b>	24.0	11.0	12.0
<b>Total</b>	100.0	100.0	100.0

Additionally, Pearson Test is carried out to find the correlation between the dependent variable of chosen place and the independent variables (gender, age, occupation and ...). The correlation indices of the Yusef Abad district,

indicate a strong, direct, and a significant relationship between this index and variable income ( $R=0.571$ , Sig (2-tailed) =0.001). However, in the two districts of Roshdiyeh and Maghsudiyeh, no significant correlation is observed between the variables.

One of the goals of the present study has been to identify the places and activities that people prefer for spending leisure time. According to the survey carried out, it can be said that in all these three areas that are studied, people prefer recreational activities for their leisure times. Park spaces are a top priority for most people as third places (a space for dialogue, relaxation and so on). It should be noted that the spatial features and physical qualities (such as facilities provided) in parks vary in different regions. Roshdiyeh and Magsudiyeh districts, people also choose public places such as coffee shops, pedestrian ways, and restaurants as Third places. According to field observations, it can be said that although in Yusef Abad neighborhood, third places are only limited to mosques, local parks, and in some cases to local coffee houses, since the residents of these areas are greatly interested in public discussions, anywhere in the neighborhood (such as crossings, in front of shops such as a grocery store, the doorways of houses etc.) can function as a third place for them. While this doesn't by no means apply in the case of the other two neighborhoods under observation.

Moreover, as it is shown in Table 4, people in the three districts under investigation prioritize their reasons for choosing a particular place differently Table 5.

Table 5 Results (%)

		Percent				
		Clientele demographics	Location	Cost physical features of place	Products, services offered	Feeling a sense of community
Magsudiyeh	First Priority	29.0	28.0	0.0	12.0	<b>31.0</b>
	Second Priority	<b>30.0</b>	20.0	0.0	22.0	27.0
	Third Priority	20.0	<b>40.0</b>	8.0	8.0	24.0
	Fourth Priority	9.0	8.0	32.0	<b>42.0</b>	10.0
	Fifth Priority	12.0	4.0	<b>60.0</b>	16.0	8.0
Yusef Abad	First Priority	3.9	15.7	23.5	<b>33.8</b>	23.5
	Second Priority	19.6	<b>31.4</b>	13.7	19.6	15.7
	Third Priority	19.6	15.7	27.5	7.8	<b>29.4</b>
	Fourth Priority	17.6	15.7	<b>23.5</b>	23.0	19.6
	Fifth Priority	<b>39.2</b>	21.6	11.8	15.7	11.8
Roshdiyeh	First Priority	16.0	14.0	10.0	22.0	<b>40.0</b>
	Second Priority	12.0	6.0	22.0	<b>36.0</b>	24.0
	Third Priority	24.0	<b>36.0</b>	4.0	14.0	22.0
	Fourth Priority	16.0	<b>40.0</b>	14.0	20.0	8.0
	Fifth Priority	32.0	4.0	<b>50.0</b>	8.0	6.0

Furthermore, the results of analysis of the correlation between the dependent variable (the first priority of the majority of people in the area) and independent variables (gender, age, occupation, etc.), using Pearson correlation coefficient, indicates that:

✓ In Magsudiyeh District, a correlation is observed between all of the independent variables (except for gender) with the dependent variable (the first priority of the majority of people in the area),

✓ In Roshdiyeh District, no correlation is observed between any of the independent variables with the dependent variable (the first priority of the majority of people in the area),

✓ In Yusef Abad District, a correlation is observed between the independent variable of occupation with the dependent variable (the first priority of the majority of people in the area) Table 6.

Table 6 Correlation

		Gender	Age	Income	Employment
Feeling a sense of community Pearson correlation Sig. (2-tailed)	Magsudiyeh	0.143	*-0.634	*-0.459	*0.516
	Roshdiyeh	0.323	0.001	0.001	0.001
	Yusef Abad	0.194	-0.139	0.05	0.253
		0.178	0.337	0.732	0.076
		0.203	0.176	0.002	*-0.356
		0.153	0.216	0.991	0.010

\*Correlation is significant at the 0.05 level (2-tailed).

As it is shown in Table 7, residents in the three districts under investigation consider different structural and

architectural features while choosing a place for spending their leisure times.

Table 7 Results (%)

First	Place according to different age groups	Percent				
		Having responsive architecture	Create the sense of belonging and calm	Sense of security	Having defining architecture environment	
Magsudiyeh	Priority	12.0	4.0	<b>44.0</b>	36.0	4.0
	Second Priority	12.0	18.0	20.0	<b>32.0</b>	18.0
	Third Priority	16.0	<b>24.0</b>	<b>24.0</b>	<b>24.0</b>	12.0
	Fourth Priority	20.0	<b>30.0</b>	12.0	8.0	<b>30.0</b>
	Fifth Priority	<b>40.0</b>	24.0	0.0	0.0	36.0
Yusef Abad	First Priority	29.4	0.0	<b>43.1</b>	27.5	0.0
	Second Priority	7.8	19.6	29.4	<b>35.3</b>	7.8
	Third Priority	<b>39.2</b>	3.9	23.5	17.6	15.7
	Fourth Priority	15.7	<b>52.9</b>	3.9	19.6	7.8
	Fifth Priority	7.8	23.5	0.0	0.0	<b>68.6</b>
Roshdiyeh	First Priority	12.0	6.0	40.0	<b>41.0</b>	2.0
	Second Priority	22.0	18.0	22.0	<b>33.0</b>	4.0
	Third Priority	22.0	16.0	<b>32.0</b>	14.0	16.0
	Fourth Priority	22.0	<b>46.0</b>	6.0	12.0	14.0
	Fifth Priority	22.0	14.0	0.0	0.0	<b>64.0</b>

The results of analysis of the correlation between the dependent variable (the first priority of the majority of people in the area) and independent variables (gender, age, occupation, etc.), using Pearson correlation coefficient, indicates that:

✓ In Maghsudiyeh District, a correlation is observed between the independent variables of gender and

occupation with the dependent variable (the first priority of the majority of people in the area),

✓ In Roshdiyeh and Yusef Abad Districts, no correlation is observed between any of the independent variables with the dependent variable (the first priority of the majority of people in the area) Table 8.

Table 8 Correlation

		Gender	Age	Income	Employment
<b>Create the sense of belonging and calm</b> <b>Pearson Correlation</b> <b>Sig. (2-tailed)</b>	<b>Magsudiyeh</b>	*0.557	-0.277	-0.124	*0.453
		0.001	0.052	0.390	0.001
	<b>Roshdiyeh</b>	0.046	0.201	0.117	0.173
		0.748	0.157	0.412	0.224
	<b>Yusef Abad</b>	-0.277	-0.126	0.178	0.048
		0.051	0.382	0.216	0.741

\*Correlation is significant at the 0.05 level (2-tailed)

These results and field observations supported proposed Hypotheses: Hypothesis 2, thereby indicating that social classes affect the quality of leisure time

significantly. Also, results only partly supported Hypotheses 1 and 3, thus showing that notion of third place significantly affected by social class Fig. 4.

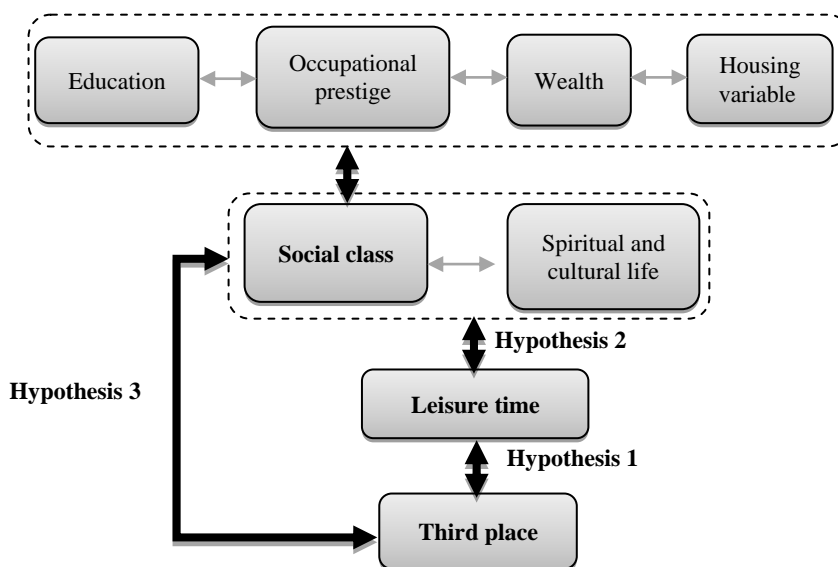


Fig. 4 Path relationship of the hypothesis (Based on results)

## 7. DISCUSSION AND CONCLUSION

In today’s cities, urban life and social life, in various spheres, don’t have homogeneous and uniform characteristics. Economic and social indicators are among the factors that distinguish urban and social classes and create them. Each class level has specific dimensions and characteristics peculiar to it; these characteristics determine the ways third places are chosen and their qualities, and they also affect social life and environmental qualities.

This study aims to determine the relationship between effective factors in the selection of places for spending leisure time (Third place) and different social classes. According to the findings, from among the three case studies, the culture of the residents, their varied viewpoints, and also, the amount of income they earn are

the most pivotal factors in the selection of different third places.

The results of Pearson correlation test confirm the significant, positive correlation between the third place (intra-regional or extra-regional) and variable income in Yusef Abad district. It means that Due to financial debility, the majority of the residents in this area prefer intra-regional places (Sig (2-tailed) = 0.001); Most of these intra-regional places (such as parks) are of low quality in terms of usability and environmental qualities. Of course, according to field observations, it can be said that although in Yusef Abad neighborhood, third places are only limited to mosques, local parks, and in some cases to local coffee houses, since the residents of these areas are greatly interested in public discussions, anywhere in the neighborhood (such as crossings, in front of shops such as a grocery store, the doorways of houses etc.) can function



as a third place for them. In conclusion, it is crystal-clear that disparities in the quality of life cause third places with different features and qualities to get formed. In the sense that different levels of social classes are more apt to form distinct number and types of third places. It is suggested that by defining third places (as well as the optimization of existing spaces), tailored to each region, we can reduce social tensions, promote positive social features, and thus, improve social life conditions in districts of the city.

## CONFLICT OF INTEREST

The authors declare that there are no conflicts of interest regarding the publication of this manuscript.

## REFERENCES

- [1] Haller M, Hadler M, Kaup G. Leisure time in modern societies: a new source of boredom and stress?, *Social Indicators Research*, 2013, Vol. 111, No. 2, pp. 403-434.
- [2] Haywood L, Kew F, Bramham P. *Understanding Leisure*, Translated by Mohammad Ehsani (2001), Tehran: Omid Danesh Publisher, 1999.
- [3] Carr S, Francis M, Rivlin LG, Stone AM. *Public Space*, Cambridge, Cambridge University Press, 1992.
- [4] Carley M, Kirk K, McIntosh S. *Retailing, sustainability and neighborhood regeneration*, York, JRF, 2001.
- [5] Buonfino A, Hilder P. *Neighbouring in contemporary Britain*, York, JRF, 2006.
- [6] Goodchild B. *Homes, cities and neighborhoods: Planning the residential landscapes of modern Britain*, Aldershot: Ashgate, 2008.
- [7] Jeffres LW, Bracken CC, Jian G, Casey MF. The impact of third places on community quality of life, *Applied Research in the Quality of Life*, 2009, Vol. 4, No. 4, pp. 333-345.
- [8] Hickman P. Third places and social interaction in deprived neighbourhoods in Great Britain, *Journal of Housing and the Built Environment*, 2013, Vol. 28, No. 2, pp. 221-236.
- [9] Rosenbaum MS. Exploring the social supportive role of third places in consumers' lives, *Journal of Service Research*, 2006, Vol. 9, No. 1, pp. 59-72.
- [10] Oldenburg R. Food, Drink, Talk, and the Third Place, *Journal of Gastronomy*, 1990, Vol. 6, pp. 3-15.
- [11] Ganguly S, Bhattacharya PK. International Conference on Digital Libraries (ICDL). *Vision 2020: Looking Back 10 Years and Forging New Frontier*, The Energy and Resources Institute (TERI), 2013.
- [12] Oldenburg R, Brissett D. The third place, *Qualitative Sociology*, 1982, Vol. 5, No. 4, pp. 265-284.
- [13] Aldosemani TI, Shepherd CE, Gashim I, Dousay T. Developing third places to foster sense of community in online instruction, *British Journal of Educational Technology*, 2015.
- [14] Alidoust S, Bosman C, Holden G. Socially healthy ageing: the importance of third places, soft edges and walkable neighbourhoods, *State of Australian Cities Conference*, 2015.
- [15] Glover TD, Parry DC. A third place in the everyday lives of people living with cancer: Functions of Gilda's Club of Greater Toronto, *Health and Place*, 2009, Vol. 15, pp. 97-106.
- [16] Mair H. Club life: Third place and shared leisure in rural Canada, *Leisure Sciences*, 2009, Vol. 31, No. 5, pp. 450-465.
- [17] Swapan AY. Third place - an urban regeneration strategy, *International Conference on Engineering Research, Innovation and Education*, Sylhet: Bangladesh, 2013.
- [18] Oldenburg R. *The Great Good Place*, New York, Marlow, 1999.
- [19] Tumanan MAR, Lansangan JRG. More than just a cuppa coffee: A multi-dimensional approach towards analyzing the factors that define place attachment, *International Journal of Hospitality Management*, 2012, Vol. 31, pp. 529-534.
- [20] Mitcherlich A. *Die Unwirtlichkeit Unserer Stadte; Anstiftung Zum Unfrieden [The harshness of our cities; incitement to unrest]*, Frankfurt, Edition Suhrkampverlag, 1963.
- [21] Lennard SG, Lennard H. *Urban Space Design and Social Life*, companion to contemporary architectural, London, Routledge, 1993.
- [22] Cheang M. Older adults frequent visits to a fast-food restaurant: Non-obligatory social interaction and the significance of play in third place, *Journal of Aging Studies*, 2002, Vol. 1, No. 3, pp. 303-321.
- [23] Marie Peters D. Inked: historic African-American beach site as collective memory and group third place sociability on Martha's Vineyard, *Leisure Studies*, 2016, Vol. 35, No. 2, pp. 187-199.
- [24] Yuen F. Building Juniper: Chinese Canadian motivations for volunteering and experiences of community development, *Leisure/Loisir*, 2013, Vol. 37, No. 2, pp. 159-178.
- [25] Yuen F, Johnson AJ. Leisure spaces, community, and third places, *Leisure Sciences*, 2016, pp. 1-9.
- [26] Teimann T. Grower-only farmers markets: Public spaces and third places, *The Journal of Popular Culture*, 2008, Vol. 3, pp. 467-487.
- [27] Slater A, Koo HJ. A new type of - Third Place?, *Journal of Place Management and Development*, 2010, Vol. 3, No. 2, pp. 99-112.
- [28] Glover TD, Parry DC, Mulcahy CM. At once liberating and exclusionary? A Lefebvorean analysis of Gilda's Club of Toronto, *Leisure Studies*, 2012, Vol. 32, No. 5, pp. 1-20.
- [29] Johnson AJ, Glover TD. Understanding urban public space in a leisure context, *Leisure Sciences*, 2013, Vol. 35, No. 2, pp. 190-197.
- [30] Lawson KG. Libraries in the USA as traditional and virtual - third places, *New Library World*, 2004, Vol. 105, No. 3/4, pp. 125-130.
- [31] Fialkoff F. Third place or thinking space, *Library Journal*, 2010, Vol. 135, No. 2, p. 8.
- [32] Johnson D. School libraries as a third place, *Library Media Connection*, 2010, Vol. 29, No. 1, p. 106.
- [33] Laing A, Royle J. Examining chain bookshops in

- context of third place, *International Journal of Retail & Distribution Management*, 2013, Vol. 41, No. 1, pp. 27-44.
- [34] Simon B. Consuming third place: Starbucks and the illusion of public space, *Public Space and the Ideology of Place in American Culture*, 2009, Vol. 3, pp. 243-261.
- [35] Saey S, Fross K. The third place experience in urban and rural coffee shops, *Sofia Undergraduate Research Colloquium* (poster), 2015.
- [36] Metta V, Bosson JK. Third places and the social life of streets, *Environment and Behavior*, 2010, Vol. 42, No. 6, pp. 779-805.
- [37] Hawkins CJ, Ryan LAJ. Festival spaces as third places, *Journal of Place Management and Development*, 2013, Vol. 6, No. 3, pp. 192-202.
- [38] Ducheneaut N, Moore RJ, Nickell E. Virtual - third places: A case study of sociability in massively multiplayer games, *Computer Supported Cooperative Work*, 2007, Vol. 16, pp. 129-166.
- [39] Haythornthwaite C, Kendall L. Internet and community, *American Behavioral Scientist*, 2010, Vol. 53, No. 8, pp. 1083-1094.
- [40] Memorovic N, Fels S, Anacleto J, Calderon R, Gobbo F, Carroll, JoM. Rethinking third places: Contemporary design with technology, *The Journal of Community Informatics*, 2014, Vol. 10, No. 3.
- [41] Crick AP. New third places: Opportunities and challenges, In: Arch G. Woodside (ed.) *Tourism Sensemaking: Strategies to Give Meaning to Experience* (Advances in Culture, Tourism and Hospitality Research, 2011, Vol. 5, pp. 63-77.
- [42] Kelly J. *Leisure* (3rd edition), Boston and London: Allyn and Bacon, 1996.
- [43] Ateca-Amestoy V, Serrano-del-Rosal R, Vera-Toscano E. The leisure experience, *The Journal of Socio-Economics*, 2008, Vol. 37, No. 1, pp. 64-78.
- [44] Turcot L. The origins of Leisure, *International Innovation*, 2016.
- [45] Kelly JR. *Leisure Identities and Interactions* (Leisure & Recreation Studies), London: George Allen and Unwin, 1983.
- [46] Fkuhi N, Ansari Mahabadi F. Leisure and cultural personality formation, *Iranian Journal of Anthropology*, 2003, Vol. 4, No. 1, pp. 61-89.
- [47] Torkildsen G. *Leisure and recreation management: Leisure and needs of people*, Translated by Abbas Ardakaniyan (2003), Tehran: NoorBakhsh Publisher, 1934.
- [48] Behjati Ardakani J, Ghanbarpoor Nosrati A. The association between physical activity in leisure time and juvenile delinquency in detained boys in Yazd Prison, *International Journal of Pediatrics*, 2015, Vol. 3, No. 5.1, pp. 871-878.
- [49] Lotfi Zadeh G, Mahdi Nejad J. Impact of urban open and multi-functional spaces on the quality of leisure time of citizens based on social capital, *Mediterranean Journal of Social Sciences: MCSER Publishing*, 2016, Vol. 7, No. 4.1, pp. 143-149.
- [50] Mulcahy CM, Parry DC, Glover TD. Play-group politics: A critical social capital exploration of exclusion and conformity in mothers groups, *Leisure Studies*, 2010, Vol. 29, No. 1, pp. 3-27.
- [51] Trussell D, Sharpe E, Mair H. Leisure, space and change: Examining the terrain of social struggle and transformation, *Leisure/Loisir*, 2011, Vol. 35, No. 2, pp. 91-95.
- [52] Hemingway JL. Leisure, social capital, and democratic citizenship, *Journal of Leisure Research*, 1999, Vol. 31, No. 2, pp. 150-165.
- [53] Gehl J. 2011 revisited ed, *Life between Buildings: Using Public Space*, Washington- Covelo- London, Island Press, 1987.
- [54] Becker GS. A Theory of the Allocation of Time, *The Economic Journal*, 1965, Vol. 75, No. 299, pp. 493-517.
- [55] Barnett LA. Measuring the ABCs of leisure experience: Awareness, boredom, challenge, distress, *Leisure Sciences*, 2005, Vol. 27, No. 2, pp. 131-155.
- [56] Qian X, Yarnal CM, Almeida DM. Is leisure time availability associated with more or less severe daily stressors? an examination using eight-day diary data, *Leisure Sciences*, 2014, Vol. 36, No. 1, pp. 35-51.
- [57] Thomas JE, O'Connell B, J. Gaskin C. Residents perceptions and experiences of social interaction and participation in leisure activities in residential aged care, *Contemporary Nurse*, 2013, Vol. 45, No. 2, pp. 244-254.
- [58] Dawson D. Leisure and social class: Some neglected theoretical considerations, *Leisure Sciences: An Interdisciplinary Journal*, 2009, Vol. 8, No. 1, pp. 47-61.
- [59] J Walker G. Social class and basic psychological need satisfaction during leisure and paid work, *Journal of Leisure Research*, 2016, Vol. 48, No. 3, pp. 228-244.
- [60] Johnson AJ, Glover TD. Understanding urban public space in a leisure context, *Leisure Sciences*, 2013, Vol. 35, No. 2, pp. 190-197.
- [61] Johnson M. Outrage after Montreal store lays out spikes to deter homeless, *CTV News*, 2014.
- [62] Piff PK, Kraus MW, Côté S, Cheng BH, Keltner D. Having less, giving more: The influence of social class on prosocial behavior, *Journal of Personality and Social Psychology*, 2010, Vol. 99, pp. 771-784.
- [63] Roberts BW. Be Your Own Replicator Pigeon, Available at: <https://pigeon.wordpress.com/2015/04/23/be-your-own-replicator/> [accessed April 23 2015], 2015.
- [64] Henslin JM. *Essentials of Sociology: A Down-to-Earth Approach* (10th Edition), Pearson, 2012.
- [65] Bourdieu P. *Distinction. A social critique of the judgment of taste*, Translated by: Richard Nice (1984), London: Routledge & Kegan Paul, 1979.
- [66] Giddens A. *Sociology* (5th edition), Cambridge, Polity Press, 2006.
- [67] Savage M, Devine F, Cunningham N, Taylor M, Li Y, Hjellbrekke J, Le Roux B, Friedman S, Miles A. A new model of social class? Findings from the BBC's Great British Class Experiment, *Sociology*, 2013, Vol. 47, No. 2, pp. 219-250.
- [68] Van Doesum NJ, M. Tybur J, M. Van Lange PA. Class impressions: higher social class elicits lower prosociality, *Journal of Experimental Social*

- Psychology, 2017, Vol. 68, pp. 11-20.
- [69] Fiske ST, Markus HR (Eds.). Facing social class, How societal rank influences interaction, New York, Russell Sage, 2012.
- [70] Scheinkman JA. Social Interactions, 2016.
- [71] Kraus MW, Piff PK, Mendoza-Denton R, Rheinschmidt ML, Keltner D. Social class, solipsism, and contextualism: How the rich are different from the poor, Psychological Review, 2012, Vol. 119, pp. 546–572.
- [72] Stephens NM, Markus HR, Phillips LT. Social class culture cycles: How three gateway contexts shape selves and fuel inequality, Annual Review of Psychology, 2014, Vol. 65, pp. 611-634.
- [73] Guinote A, Cotzia I, Sandhu S, Siwa P. Social status modulates prosocial behavior and egalitarianism in preschool children and adults, Proceedings of the National Academy of Sciences USA, 2015, Vol. 112, No. 3, pp. 731–736.
- [74] Arai S, Pedlar A. Moving beyond individualism in leisure theory: A critical analysis of concepts of community and social engagement, Leisure Studies, 2003, Vol. 22, No. 3, pp. 185-202.
- [75] Glover TD. The community center and the social construction of citizenship, Leisure Sciences, 2004, Vol. 26, No. 1, pp. 63–83.
- [76] Peters K. Being together in urban parks: Connecting public space, leisure, and diversity, Leisure Sciences: An Interdisciplinary Journal, 2010, Vol. 32, No. 5, pp. 418-433.
- [77] Dunlap R, Harmon J, Kyle G. Growing in place: the interplay of urban agriculture and place sentiment, Leisure/Loisir, 2013, Vol. 37, No. 4, pp. 397-414.
- [78] Rahimi A. A methodological approach to urban land-use change modeling using infill development pattern - a case study in Tabriz, Iran, Ecological Processes, 2016, Vol. 5, No. 1.
- [79] Flint J. Neighbourhood sustainability: Residents perceptions and perspectives, J Flint and M Raco (Eds.), The Future of Sustainable Cities: Critical Reflections, Bristol, Policy Press, 2012, pp. 203–224.
- [80] Giddens A. Politics and sociology in the thought of Max Weber (1 edition-2013), Polity, 1972.
- [81] Hall ET. The Hidden Dimension, New York, Anchor Books Editions, 1990.
- [82] Johnson CW. Masculinity and leisure. In: K. Henderson, S. Shaw, V. Freysinger, and D. Bialeschki (Eds.), Women, gender and leisure, State College, PA: Venture Publishing, 2013, pp. 245-257.
- [83] Poser S. Leisure Time and Technology, in: European History Online (EGO), published by the Institute of European History (IEG), 2011.
- [84] Rigby SH. Marxism and history, A critical introduction (second edition), United Kingdom: Manchester University Press, 1998.
- [85] Sennett R. Der flexible Mensch. Die Kultur des neuen Kapitalismus, Berlin: Berlin Verlag, 1998.
- [86] Trancik R. Finding Lost Space: Theories of Urban Design, New Jersey, John Wiley & Sons, 1943.
- [87] Zucker P. Town and Square: from the Agora to the Village Green, Massachusetts: the MIT Press, 1970.

#### AUTHOR (S) BIOSKETCHES

**A. Samadi Ahari.,** MSc, School of Art & Architecture, Tabriz Branch, Islamic Azad University, Tabriz, Iran  
Email: [Aynazsamadi@yahoo.com](mailto:Aynazsamadi@yahoo.com)

**D. Sattarzadeh.,** Assistant Professor, School of Art & Architecture, Tabriz Branch, Islamic Azad University, Tabriz, Iran  
Email: [Sattarzadeh@iaut.ac.ir](mailto:Sattarzadeh@iaut.ac.ir)

#### COPYRIGHTS

Copyright for this article is retained by the author(s), with publication rights granted to the journal.  
This is an open-access article distributed under the terms and conditions of the Creative Commons Attribution License (<http://creativecommons.org/licenses/by/4.0/>).

#### HOW TO CITE THIS ARTICLE

A. Samadi Ahari., D. Sattarzadeh., (2017). "Third place", a place for leisure time and its relationship with different social setting in Tabriz, Iran. *Int. J. Architect. Eng. Urban Plan*, 27(2): 95-105, December 2017.

URL: <http://ijaup.iust.ac.ir/article-1-207-en.html>

